

# LuminousFilm

## TECH BULLETIN

# POWER SUPPLY CONTROL INTERFACES

FLATLITE® lamps can achieve very interesting and striking effects by flashing the lamps at regular intervals or dimming the lamps. E-Lite Technologies provides Power Supply Control interfaces to accomplish this. They connect to E-Lite Technologies' Power supplies (all 600, 2200, and 12K models) externally via a Molex™ Mini-Fit 6 pin connector and all share the following properties:

Dimensions: 3" x 2" x 1"

Cable lengths: 20"

Operating Temp: -40C to +85C


Case: Black Thermoplastic

### Variable Flashing Module *CMD-004*

Two flush-set screwdriver pots (dials) are used to manually adjust the "On" time and the "Off" time of the flashing lamp. Both times independently may be set to anywhere from 0.5 seconds to 9 seconds. The cable comes in a standard 20" length, but the module will work up to 100' away from the power supply if replaced with a longer custom cable.



### Typical *CMD-002* or *CMD-004* hookup:



### Manual Dimming Module *CMD-002*

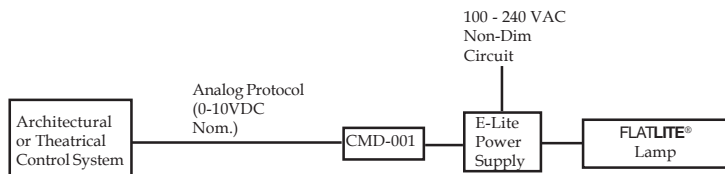
A rotary dimmer switch is used to manually dim the lamp. The cable comes in a standard 20" length, but the module will work up to 100' away from the power supply if replaced with a longer custom cable.



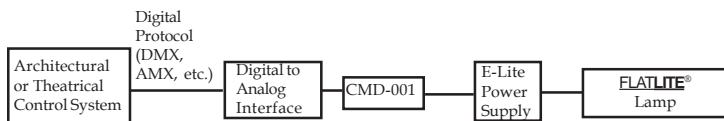
### Analog Interface Module *CMD-001*

Remote control interface enables on-board dimming of lamp via interface with E-Lite Power Supplies.

#### Typical Analog System Installation:



#### Typical Digital System Installation:



**Input Voltage:** 0-30VDC  
**Operating Range:** 0-10VDC  
**Dimming Curve:** "S" Curve  
**Max. Operating Current:** 1.6mA  
**Input Connection:** 2 Pin Cinch-Jones

www.LUMINOUSFILM.COM  
 Sales@LUMINOUSFILM.COM  
 Phone 318-393-6151

Fax 318-797-9565  
 6658 Youree Dr. #180-322  
 Shreveport, La. 71105

